


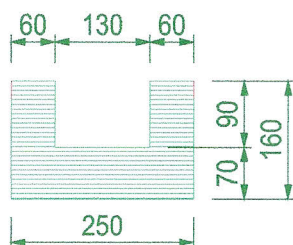
# ESKYDECK

EPS CONCRETE FORMING SYSTEMS

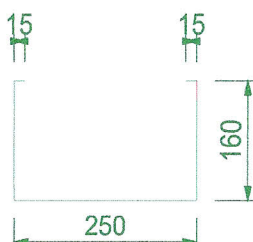


[www.eskydeck.com.au](http://www.eskydeck.com.au)

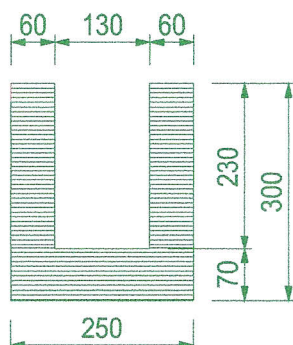
## Beam Forms & Metal Jackets



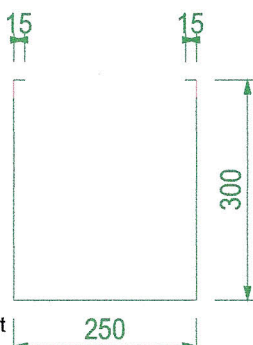
**160 STANDARD BEAM FORM DIMENSIONS**  
(dimensions of EPS Form Liner may be slightly smaller than shown due to burn off when cut with hot wire cutting machine)



**160 STANDARD BEAM JACKET DIMENSIONS**  
(metal jacket is fabricated to maintain internal dimensions allowing EPS Form Liner to slide into jacket easily)



**300 DEEP BEAM FORM DIMENSIONS**  
(dimensions of EPS Form Liner may be slightly smaller than shown due to burn off when cut with hot wire cutting machine)



**300 DEEP BEAM JACKET DIMENSIONS**  
(metal jacket is fabricated to maintain internal dimensions allowing EPS Form Liner to slide into jacket easily)

© Copyright

This drawing and the information contained in this document are protected under copyright laws as well as possible patent or patent pending.

Any use of this information in whole or in part for anything not authorised by David Wester of Red Deer, Alberta, Canada is Forbidden and will be considered copyright or patent infringement.